

SNOW DERBY INFORMATION

What's it all about?

Snow derby is a full day activity designed for your entire club to participate in. Each club will field teams of 5 members with an alternate. Boys in grades 4th, 5th, & 6th, will make up the junior teams, and 7th & 8th grade will make up the senior teams. Activities will be available all day for the boys. Encourage the boys to bring their dads out for the events.

We will be providing lunch, so you need not worry about bringing food for your boys. However, **each boy will be required to bring a can of soup, either some kind of vegetable, beef, or chicken.** The different kinds of soup will be put into pots (along with a bunch of spices) to make a type of hobo soup. This actually makes a great tasting Illiana Garbage Can soup.

There is that chance that there may be no snow on the day of the snow derby. If that occurs then we will have a frozen grass derby, or a mud derby. The only reason we would cancel the event would be if it were raining or too extremely cold. Remember to make sure your boys are dressed for the weather. There is nothing more miserable than being cold or having wet feet all day. **Boys who are not properly dressed will not be allowed to participate.**

Lastly, this activity requires a large amount of adult help. Team events are judged and each club will have to provide one or more counselors/Dads to work as a judge, victim, or scorekeeper. These jobs will be assigned to each club on the day of the snow derby. If you have a large club, you may be asked to provide more help, and as always, any extra volunteers will be greatly appreciated.

Times & places - February 06, or 13, 2010.

| | |
|-------------|---|
| 8:30-9:15 | WELCOME – Club registration & receive schedules |
| 9:15-9:25 | Judges Instruction, opening devotions & prayer |
| 9:30-10:15 | 1 st group activity |
| 10:20-10:40 | snack |
| 10:45-11:30 | 2 nd group activity |
| 11:35-12:20 | 3 rd group activity |
| 12:25-1:10 | 4 th group activity |
| 1:15-1:45 | Lunch |
| 1:45-2:30 | tally scores, present scores, closing assembly, clean-up, head for home |

**Hot chocolate will be available during the day. Soup and rolls will be available for lunch and throughout the afternoon.

ILLIANA COUNCIL CADET SNOW DERBY

SATURDAY FEBRUARY 06, 2010

Church Name: _____ Club # _____

Cadet Name: _____

Address: _____

City, State, Zip: _____

Telephone: _____

Please, list any known physical limitations of the Cadet that the Counselor should be aware of:

Parent's Permission Certificate:

I (We) do hereby give permission for my (our) son to attend the Illiana Council Snow Derby on Saturday February 06, 2010.

I (We) also understand that in case of an accident or injury, neither the club nor the Counselor will be held liable.

Parent's Signature: _____

This must be returned to the Counselors to enable the boy to attend!

SNOW DERBY REGISTRATION FORM
ILLIANA CADET COUNCIL
SATURDAY FEB. 06, 2010

CHURCH NAME: _____ CLUB # _____

COUNSELOR NAME: _____

PHONE: _____

NUMBER OF SLEDS: _____ Junior (4th, 5th, 6th)

_____ Senior (7th, 8th)

TOTAL NUMBER OF CADETS: _____

TOTAL NUMBER OF COUNSELORS/DADS: _____

TEAM NAMES: 1. _____ Jr. / Sr. (please circle)

2. _____ Jr. / Sr.

3. _____ Jr. / Sr.

4. _____ Jr. / Sr.

5. _____ Jr. / Sr.

REGISTRATION FEE: \$5.00 per sled X number of sleds: \$ _____

REGISTRATION DEADLINE: -- JANUARY 23, 2010

Registration forms can be mailed in, or brought to the Jan 11, 2010 Council meeting. At the sign in area the day of the Snow Derby, we will be collecting all the permission slips and insurance forms. We also require one counselor per sled to assist in the activities. **Remember that each person must bring a can of soup.**

Send registration to: Al Hulford

**1930 Cornell Drive
New Lenox, IL 60451 OR
(815) 462-1492**

Wayne Lewis

**11815 Iowa Street
Crown Point, IN 46307
(219) 662-8340 (home)
(708) 280-2221 (cell)**

Make checks payable to: Illiana Cadet Council

***Hot chocolate will be available during the day. Soup and bread will be available for lunch, and throughout the afternoon.

SNOW DERBY RULES

1. Each club can field as many teams as they want.
2. Each team must have its own sled
3. Each sled must have a flag with the sled name displayed
4. Each sled requires 4 to 6 boys to make up a team
5. Boys in 4th, 5th, 6th, grades will make up the junior teams
6. Boys in 7th, 8th, grades will make up the senior teams
7. For smaller clubs, you may have 3 or 4 juniors and 1 senior member to make up a junior sled team: or you may have 3 or 4 seniors and 1 or 2 juniors to make up a senior sled team
8. If you have more boys than sled space, they may help out another club to fill in needed boys
9. ***All team members should be active members of a church club***
10. Your sled should be made of wood or PVC (with wood or snow skis for the runners). Remember, this sled has to hold up through some rough terrain, so build it well. Hopefully, your sled will last for many years
11. Your sled can be stained, painted, or finished any way you want, but you need to have a flag to identify your sled. You can make this flag yourself, and attach your flag to the sled somehow
12. Please be on time. We want to be able to register and schedule every sled that participates
13. Now that you are confused, don't worry it will work out

SNOW DERBY

EQUIPMENT LIST FOR SLED

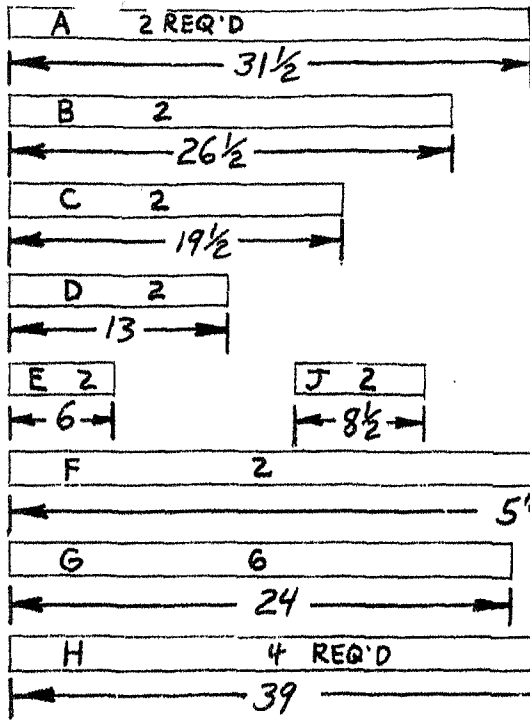
1. 3-5 bottles or canteens of water (enough to drink and use for boiling)
2. Enough wood, whatever you want to use to lash together to build your tent, and stretcher. (5-6 ft. long and must not be longer than your sled)
3. 200 ft. of lashing twine (for tent building and splinting needs)
4. Plastic/canvas/ or poly tarp large enough to build your tent.
5. 3 ground cloths for camping experience, and to use when you unload your sled.
6. Hand axe and sharp knife (for making firewood and fuzz sticks)
only folding knives permitted, no straight blade knives
7. Firewood (split wood, pine etc) enough to build a fire capable of boiling 2oz of water. **You must make your own kindling, fuzz sticks, and firewood**
8. You may build any type of fire. Fire pans to be provided, and you must build your own tripod if you have a hanging pot or can
9. Waterproof matches
10. Material to build a stretcher.
11. 2 (two) old blankets.
12. A compass for each Cadet for the orienteering course.
13. First aid supplies (gauze, bandages, etc.) for splinting, bleeding, etc.
14. An actual first aid kit in case of emergency.
15. 100 to 200 ft of good rope to pull sled up during ravine rescue.
16. Bible

SNOW DERBY ACTIVITY
INFORMATION SHEET

1. **Long distance race:** length of race is determined by the weather. Up to two (2) miles in length, with stopping stations along the way. These are pre-determined stops for a break and group participation. It is also a timed event for the entire race. The boys pull the sled with up to 5 boys on a sled.
2. **Compass navigation course:** Several compass courses will be set up, and it will be the boy's responsibility to follow the course. Each team will be required to follow a compass course. This is also a timed event for scoring.
3. **Ravine rescue course:** This is rescue and first aid course. Finding an injured teammate diagnose the medical problems, use necessary first aid, and bring victim back to the starting line. This is also a timed course with a short test.
4. **Winter camping experience:** The team will be required to clear a site already selected, lash together poles for a tent, split wood, start a fire, and boil water for a timed event also.
5. **Speed and agility course:** Self explanatory. This is a filler event if more is needed during the day, and it can also be a main event for an activity done on a team level.
6. **Winter Olympics activities:** A newly created event using various forms of team sports. I.E. football toss, javelin throws, team activities.

All activities have some type of value for team scoring. Respectfulness, politeness, team works, leadership, all have an effect on their scores. Counselors and dads' are judges, and are referred to as Mr. or Sir., and no horseplay is allowed. We have a lot to get done in a short period of time. This is a great fun day for all. Come on out and join us.

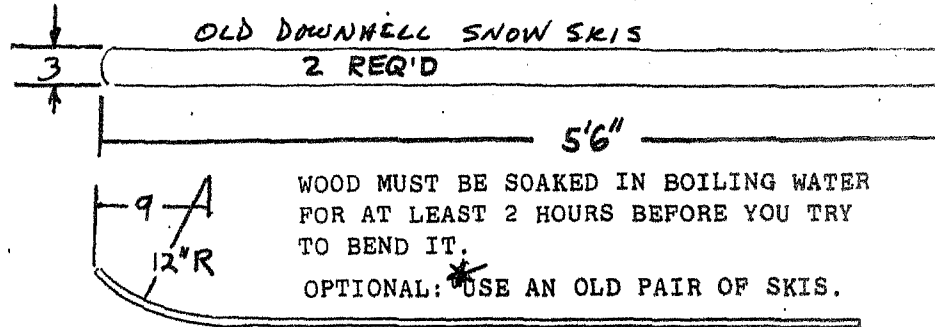
SNOW DERBY SLED



ALL MATERIAL SHOWN AT LEFT IS $3/4 \times 4$ " STOCK OR $3/4 \times 2$ "

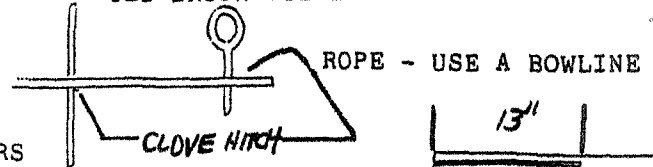
REMEMBER, KEEP IT LIGHT YOU WILL BE PULLING IT

ALL JOINTS TO BE FASTENED WITH #10 or #12 x 1 1/2 WOOD SCREWS



METHOD OF HARNESS

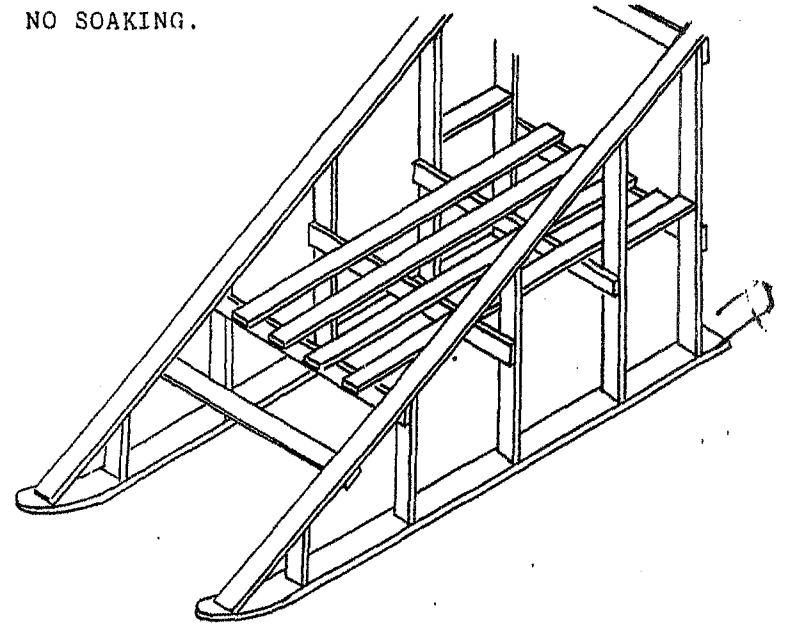
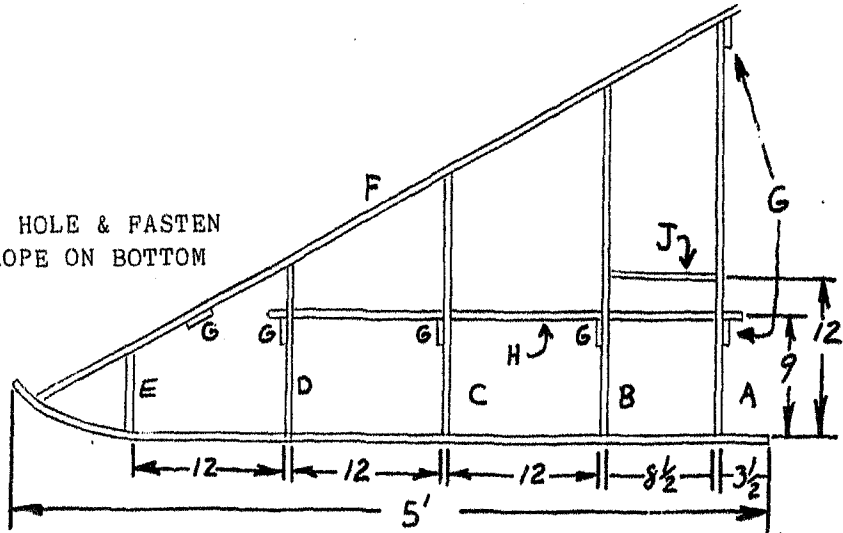
OLD BROOM STICK



TRY LAMINATED RUNNERS

RUN A SAW CUT FOR 13 OR 14 INCHES THRU THICKNESS OF SKI. USE A PIECE OF VENEER OR PLYWOOD AND GLUE IN PLACE. FORM BEND. THIS METHOD REQUIRES NO SOAKING.

DRILL HOLE & FASTEN TOW ROPE ON BOTTOM



GET STARTED SOON
SO YOU WON'T HAVE
TO RUSH YOUR SLED